



















Financials

2023 Year in Review

Hospital Data Year End 2023

Total Summa Revenue		+		+		+		=	\$1,859,449
As of 12/31/2023 (In 1,000s)	Summa Health Hospitals		SummaCare		Summa Health Medical Group		Other		Total Revenue*
	\$1,287,844		\$459,663		\$244,257		\$324,537		*Less \$456,852 for eliminations

	Summa Health System	Summa Rehab Hospital	Total Summa Health Consolidated Hospitals
 Licensed Beds	963	60	1,023
 Inpatient Admissions	36,470	1,232	37,702
 Adult Patient Days	182,156	14,263	196,419
 Average Length of Stay	4.99	11.58	5.21
 Inpatient Surgeries	8,037	—	8,037
 Outpatient Surgeries	16,876	—	16,876
 Total Surgeries	24,913	—	24,913
 Orthopedic Surgeries	5,819	—	5,819
 Emergency Room Visits	127,215	—	127,215
 Births	4,720	—	4,720
 Diagnostic Cardiac Caths	2,684	—	2,684
 Interventional Caths	979	—	979
 Home Care Admits	6,331	—	6,331
 Observation Patients	10,082	—	10,082

