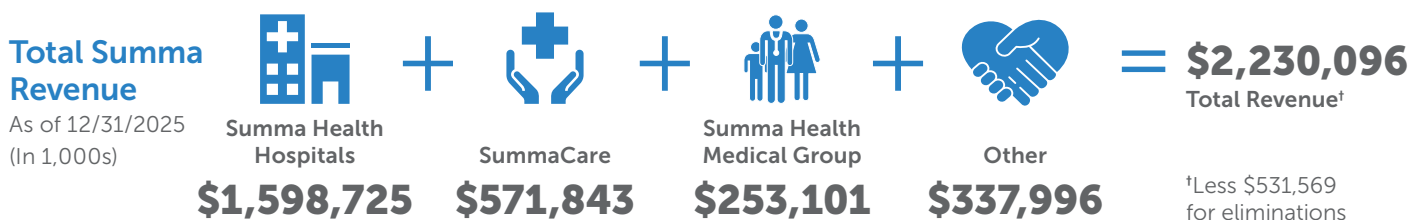













Financials

2025 Year in Review

Hospital Data Year End 2025*



	Summa Health System	Summa Rehab Hospital	Total Summa Health Consolidated Hospitals
 Licensed Beds	811	60	871
 Inpatient Admissions	32,741	1,224	33,965
 Adult Patient Days	167,987	17,853	185,840
 Average Length of Stay	5.13	14.59	5.47
 Inpatient Surgeries	8,032	–	8,032
 Outpatient Surgeries	17,440	–	17,440
 Total Surgeries	25,472	–	25,472
 Emergency Room Visits	137,951	–	137,951
 Newborn Admissions	4,996	–	4,996
 Home Care Visits	119,888	–	119,888
 Observation Patients	13,524	–	13,524

*Summa Health operated as a nonprofit health system from January 1 through September 30, 2025. Effective October 1, 2025, Summa Health was acquired by HATCo and transitioned to a for-profit organization. The figures presented reflect the full 2025 calendar year, from January 1 through December 31, 2025.

